




The Closet Key

Variation on the "The Closet Key" theme
for young musicians
Lesson 30.






Here is the song using music notes:


Do Do Mi Mi Do Do Mi Mi Do Do Mi Mi Re Re Mi Mi

Do Do Mi Mi Do Do Mi Mi Do Do Mi Mi Re Re Do Do



True or False?

$$\begin{array}{ccccccc} \underline{\hspace{2cm}} & + & 4 & = & 18 & \text{or} & 4 & + & \underline{\hspace{2cm}} & = & 18 \\ \text{Do} & & \text{Re} & & & & \text{Re} & & \text{Do} & & \end{array}$$



Excellent!



Part 1.
(Easy)

Name: _____


Make your own music! Write your favorite notes above the lines!
(Use Do, Re and Mi notes!)

Do Do Mi Mi Do Do _____ Do Do _____ Re Re Do Do

Now, create your math problem and ask a friend!

Do= _____ , Re= _____ , Mi= _____ ;

Math related question/answer: _____





Part 2.

Name: _____

Make your own music! Write your favorite notes above the lines!
(Use 14 Do's, 4 Re's and 14 Mi's notes!)


Do Do Mi Mi Do Do _____ Do Do Mi _____ Re Re Mi Mi

Do Do Mi Mi Do Do _____ Do Do _____ Re Re Do Do

Now, solve this musical problem!

Do= _____ , Re= _____ , Mi= _____ ;

How did you check your answer? _____





Hand Signs



"Mi"



"Re"



"Do"



Piano Fingering Chart



Note E (Mi)
Ring Finger



Note D (Re)
Middle Finger





Note C (Do)
Pointer Finger





Variation on the "The Closet Key" theme
for young musicians
Lesson 30.

Here is the song using music notation:





Keyboard Practice Pad

